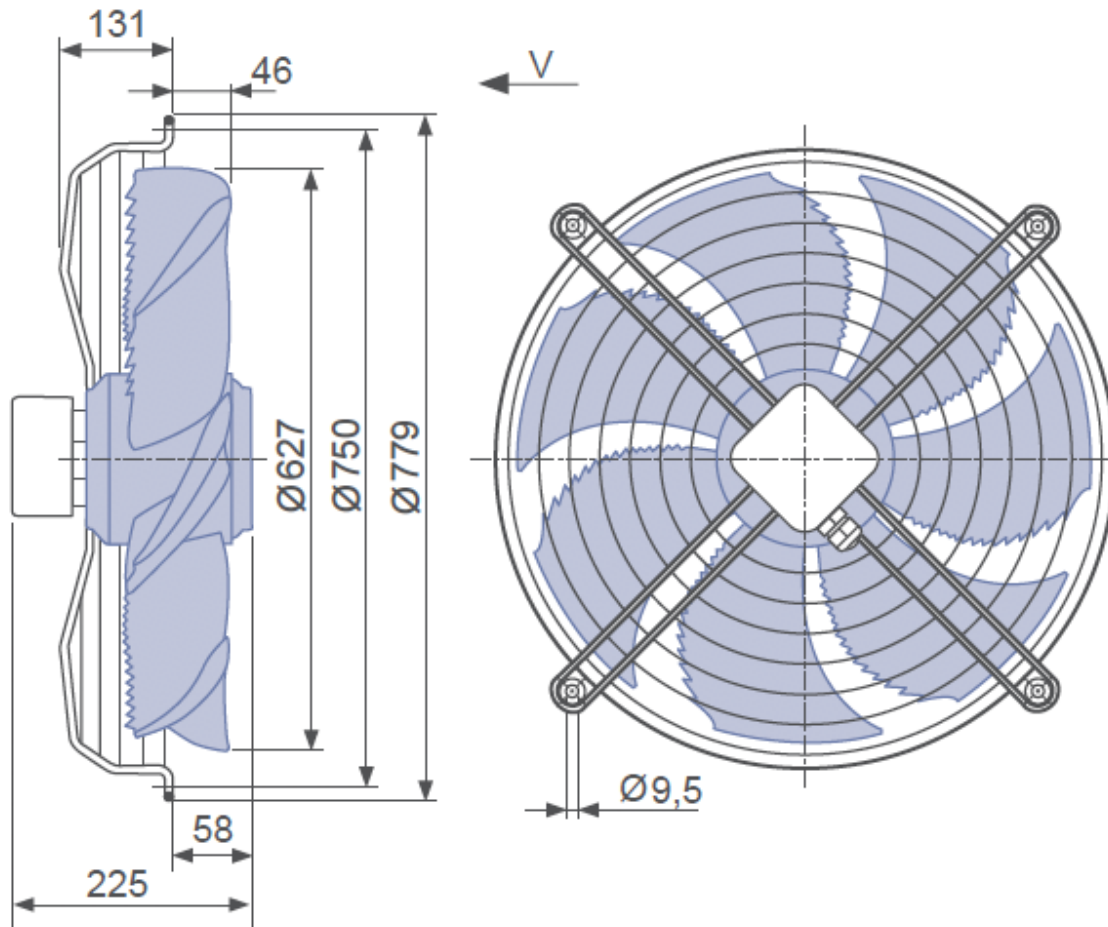


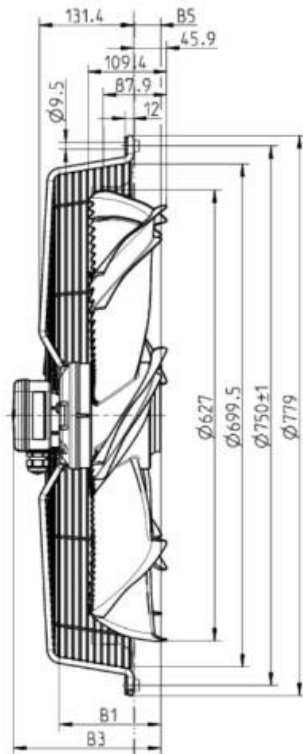
Type	FN063-SDK.4I.V7P1
Designation	Axial fan with sickle blades
Rated values	3~400V±10% D/Y 50Hz P ₁ 0,62/0,44kW 1,25/ 0,72A ΔI=15% 900/ 720/min COSY 0,72 70°C 3~400V±10% D/Y 60Hz P ₁ 0,94/0,52kW 1,60/ 0,88A ΔI=5% 980/ 640/min COSY 0,85 50°C 3~460V±10% D/Y 60Hz P ₁ 1,00/0,64kW 1,55/ 0,94A ΔI=5% 1040/ 730/min COSY 0,82 50°
Electrical connection	Terminal box K62
Min. operating temperature °C	-40***
Mounting type terminal box	Mounted on Stator
Type of protection	IP54
Thermal class	THCL155
Connection diagram	1360-108XA
Rating plate	1x fixed
Fitting position	H/Vu/Vo
Motor protection	thermal contact
Impregnation	Moisture and hot climate protection
Quality of bearings	ball bearing with long-time lubrication
Material Rotor	Aluminium
Painting rotor	unpainted
Material blades	Aluminium
Painting impeller	unpainted
Guard grille type	ring grill
Control	--
Other	All connecting elements in stainless steel.
Other	All connecting elements secured with Loctite.
Painting mot.suspens	Motor suspension powder-coated consistency class 2
colour suspension	RAL 9005 (jet black)
Weight kg	15,40
ErP Data	Efficiency η_{statA} : 33,8 % Efficiency grade: $N_{actual} = 41,6 / N_{target} = 40^*$ *ErP 2015

Airflow direction V


Design K - axial bolted, mounted for short bell mouth, guard grille pressure side



A-A
1:5



Förderrichtung V
Airflow direction V



1:10

(drawing number)	(title)	B1	B3	B5	kg (mass)
ZEICHNUNGSNR	BENENNUNG	B1	B3	B5	MASSE
19063-K401.1	FN063-__K.4F.V7P1	141.0	205.0	37.5	13.6
19063-K401.2	FN063-__K.4I.V7P1	161.0	225.0	57.5	15.2

Zeichnerische Darstellung entspricht 19063-K401.1
graphical representation is 19045-K401.1

ZIEHL-ABEGG				Allgemein-toleranzen general tolerances		Maßstab scale 1:5		Motor 106		
This drawing is property of Ziehl-Abegg AG. The reproduction, distribution and utilization is subject to authorization. All rights reserved.				Kundenzeichnung (customer drawing)		Benennung title FN063-__K.4_V7P1				
Index index 2	Änderung revision 11876	Datum date 23.04.2010	Name name bre	Zeichnungsnummer drawing number 19063-K401		Ersatz für replacement for				
Küchelt drawn 23.04.2010		gepr. von checked 23.04.2010		Name signature		Maße in mm dimensions in mm		Teilenummer part number		Zeichnung drawing A3 Blatt sheet 1

Werte sind ohne Gewähr! Alle Maße sind vertriebsfertig. Zeichnungen sind ohne Maßstab. Alle Maße für die Fertigung sind in mm anzugeben. Die Zeichnung ist ohne Maßstab. Die Zeichnung ist ohne Maßstab. Die Zeichnung ist ohne Maßstab.

The reproduction, distribution and utilization of this drawing is subject to the permission of Ziehl-Abegg AG. All rights reserved. In the event of a patent, liability shall be assumed.

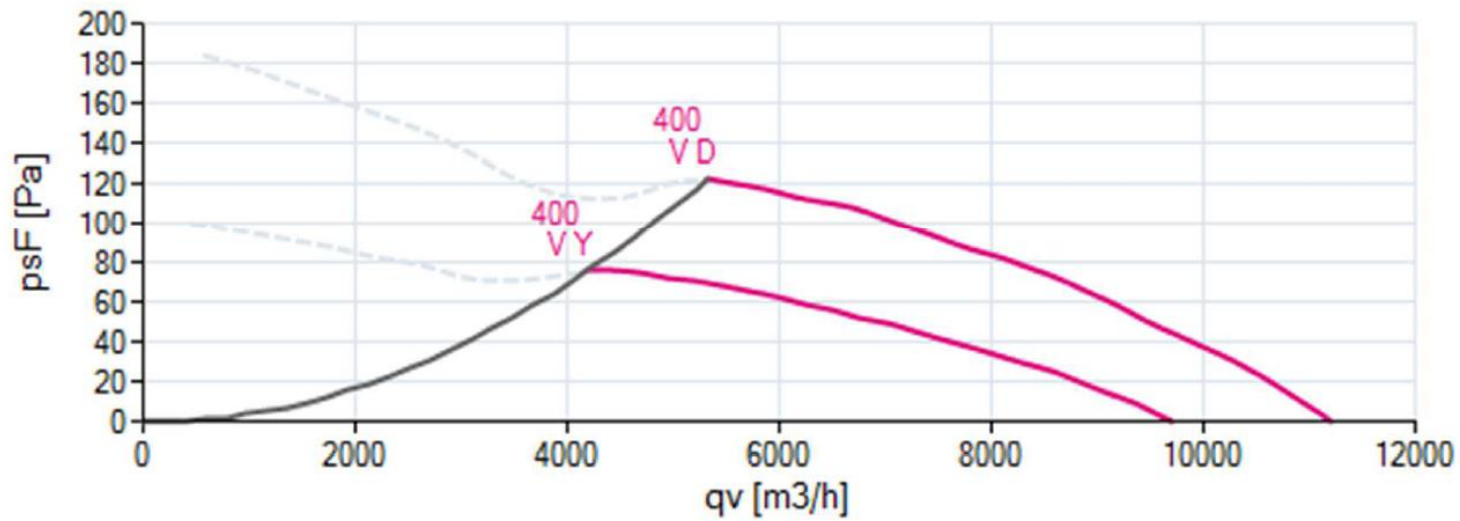
FN063-SDK.4I.V7P1

measured in full bell mouth without guard grille in installation type A according to ISO 5801

3~ 400V 50Hz D

Messdichte 1,16

Air performance



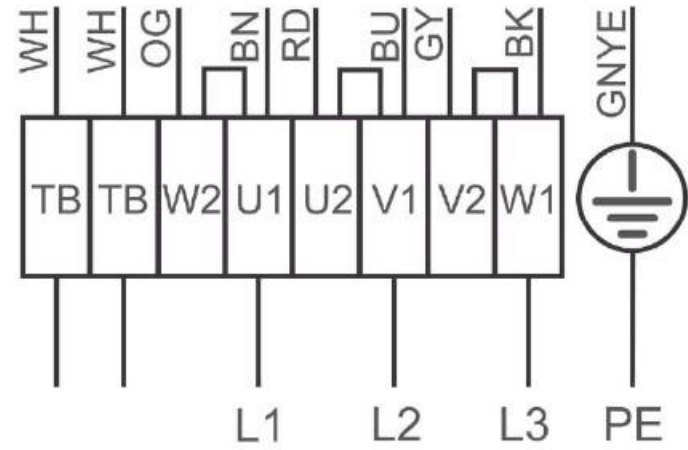
Please note: It's not allowed to use this fan in the stall area!*

*In doubt please ask your responsible ZIEHL-ABEGG sales contact.

3~ motor, 2 speeds (Δ /Y switch over) with thermostatic switch (if built in). Without bridge when using speed change-over switch.

- BN brown
- BU blue
- BK black
- RD red
- GY grey
- OG orange
- WH white
- GNYE green-yellow

High speed/D-connection



Low speed/Y-connection

